


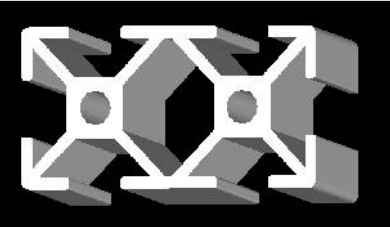
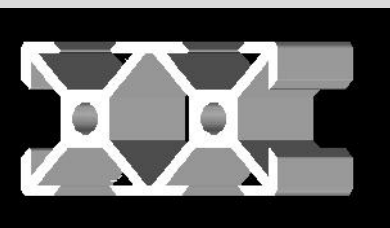
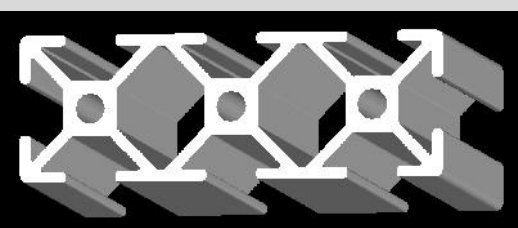




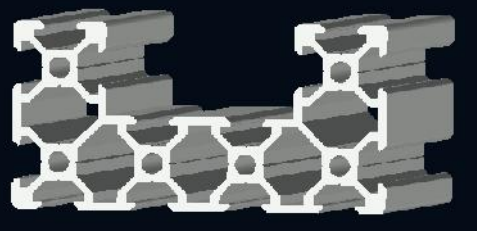
Modular Aluminium Profiles Catalog

20 Series

	<p>Sec No: 300 Size: 20x20 Type: T Slot Wt: 0.459 kg/mtr Length: 3 & 6 Mtr Center Dia: 4.2mm Slot Width: 6mm</p>
	<p>Sec No: 460 Size: 20x20 Type: V Slot Wt: 0.489 kg/mtr Length: 4.57, 3 & 6 Mtr Center Dia: 4.2mm Slot Width: 6.2mm</p>
	<p>Sec No: 438 Size: 20x20 Type: Corner Radius Wt: 0.417 kg/mtr Length: 4.57, 3 & 6 Mtr Center Dia: 5.5mm Slot Width: 6mm</p>
	<p>Sec No: 360 Size: 20x40 Type: T Slot Wt: 0.758 kg/mtr Length: 3 & 6 Mtr Center Dia: 4.2mm Slot Width: 7mm</p>
	<p>Sec No: 504 Size: 20x40 Type: V Slot Wt: 0.793 kg/mtr Length: 3 & 6 Mtr Center Dia: 4.2mm Slot Width: 7.7mm</p>
	<p>Sec No: 419 Size: 20x60 Type: T Slot Wt: 1.168 kg/mtr Length: 3 & 6 Mtr Center Dia: 4.3mm Slot Width: 7.07mm</p>

Modular Aluminium Profiles Catalog

20 Series

	<p>Sec No: 500 Size: 20x60 Type: V Slot Wt: 1.040 kg/mtr Length: 3 & 6 Mtr Center Dia: 4.2mm Slot Width: 7.78mm</p>
	<p>Sec No: 403 Size: 20x80 Type: T Slot Wt: 1.748 kg/mtr Length: 3 & 6 Mtr Center Dia: 4.2mm Slot Width: 6mm</p>
	<p>Sec No: 602 Size: 40x80 V Slot Type: C Beam Wt: 2.174 kg/mtr Length: 3 & 6 Mtr Center Dia: 4.6 mm Slot Width: 6.78mm</p>